

SHEET OF DATE

JOB

CONTRACTOR

ARCHITECT

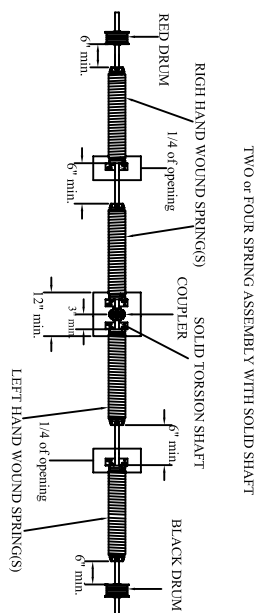
DISTRIBUTOR

REV. #: 2 Controlled

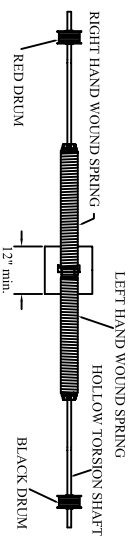
SCALE - NONE

DWG. NO. 4121-1013

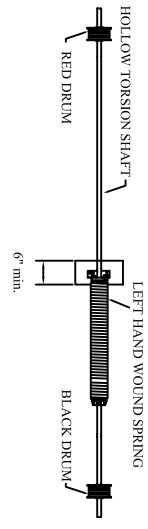
DRAWN BY: SEU



TWO or FOUR SPRING ASSEMBLY WITH HOLLOW SHAFT



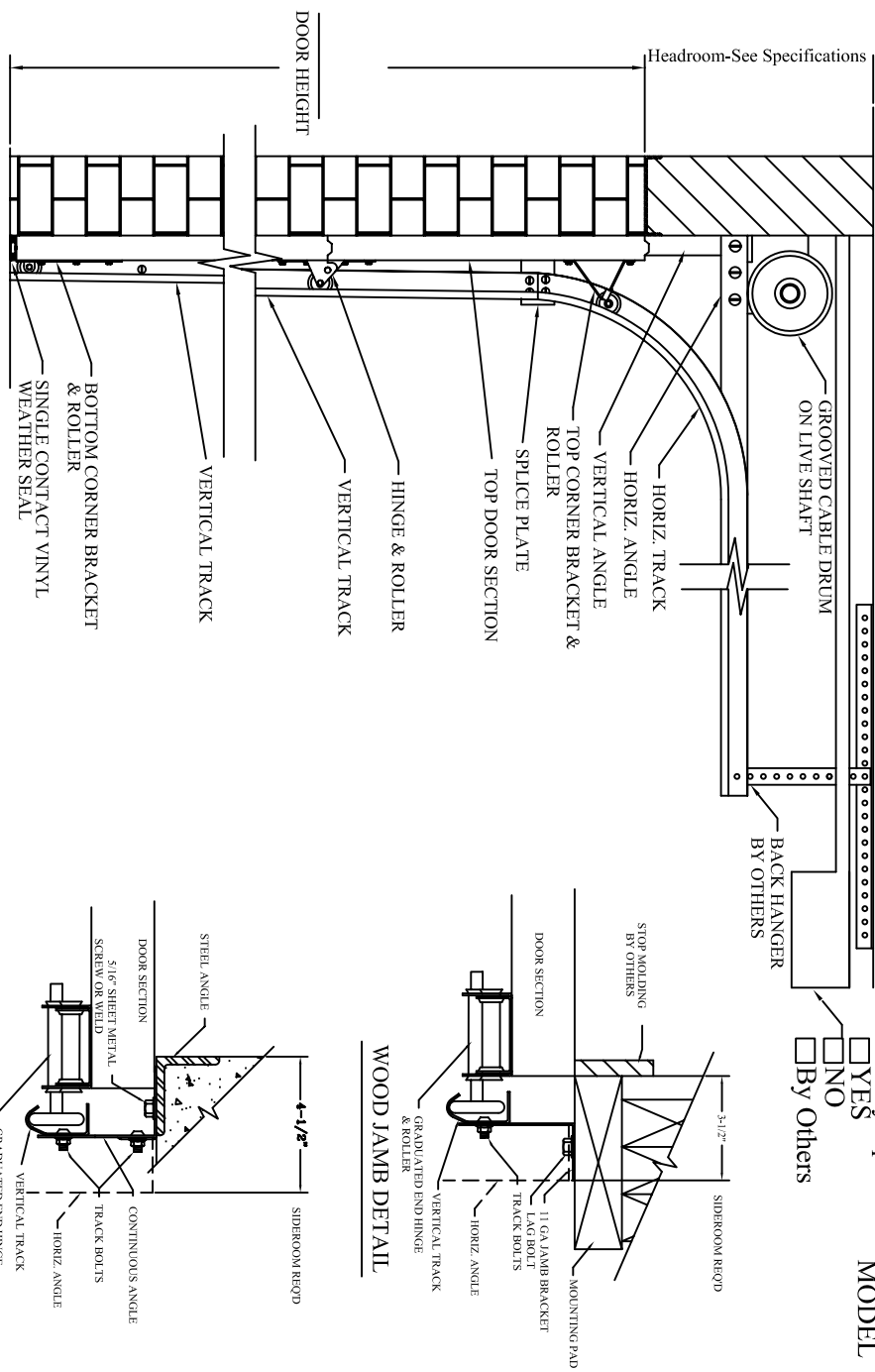
ONE SPRING ASSEMBLY WITH HOLLOW SHAFT



ONE SPRING ASSEMBLY WITH HOLLOW SHAFT

STANDARD LIFT TRACK

IN ADDITION TO THE BACK HANGER
CENTER HANGERS ARE REQUIRED
AS FOLLOWS:
8'3" - 12' HIGH - 1 CTR HANGER
12'3" - 16' HIGH - 2 CTR HANGERS



Trolley Operator: MODEL

YES
 NO
 By Others

DOOR QUANTITY	WIDTH	HEIGHT	TRACK SIZE (2" or 3")	TRACK RADIUS (12" or 15")	Mounting Type (Bracket, Judge-In or Judge-Out)	JAMB (Wood or Steel)	Spring Cycles (10,000 - 25,000 or 50,000 - 100,000)	CENTER of SHAFT	SPRING QUANTITY	SPRING SIZE
A										
B										
C										

DWG is not all inclusive.
Designed to be accompanied by
Arch. Specs & Door Section Dwg.