

SHEET OF DATE

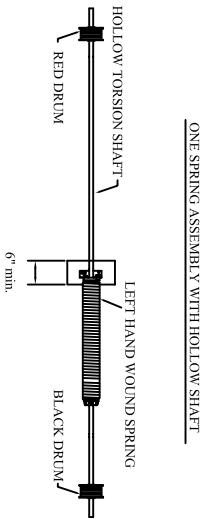
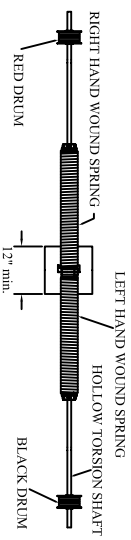
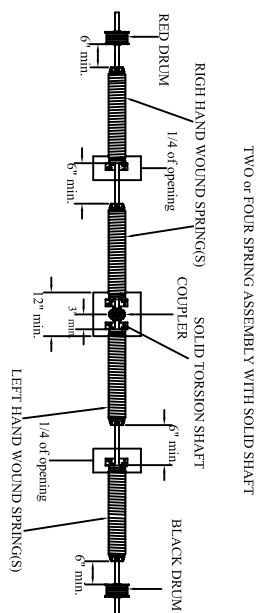
CONTRACTOR

ARCHITECT

DISTRIBUTOR

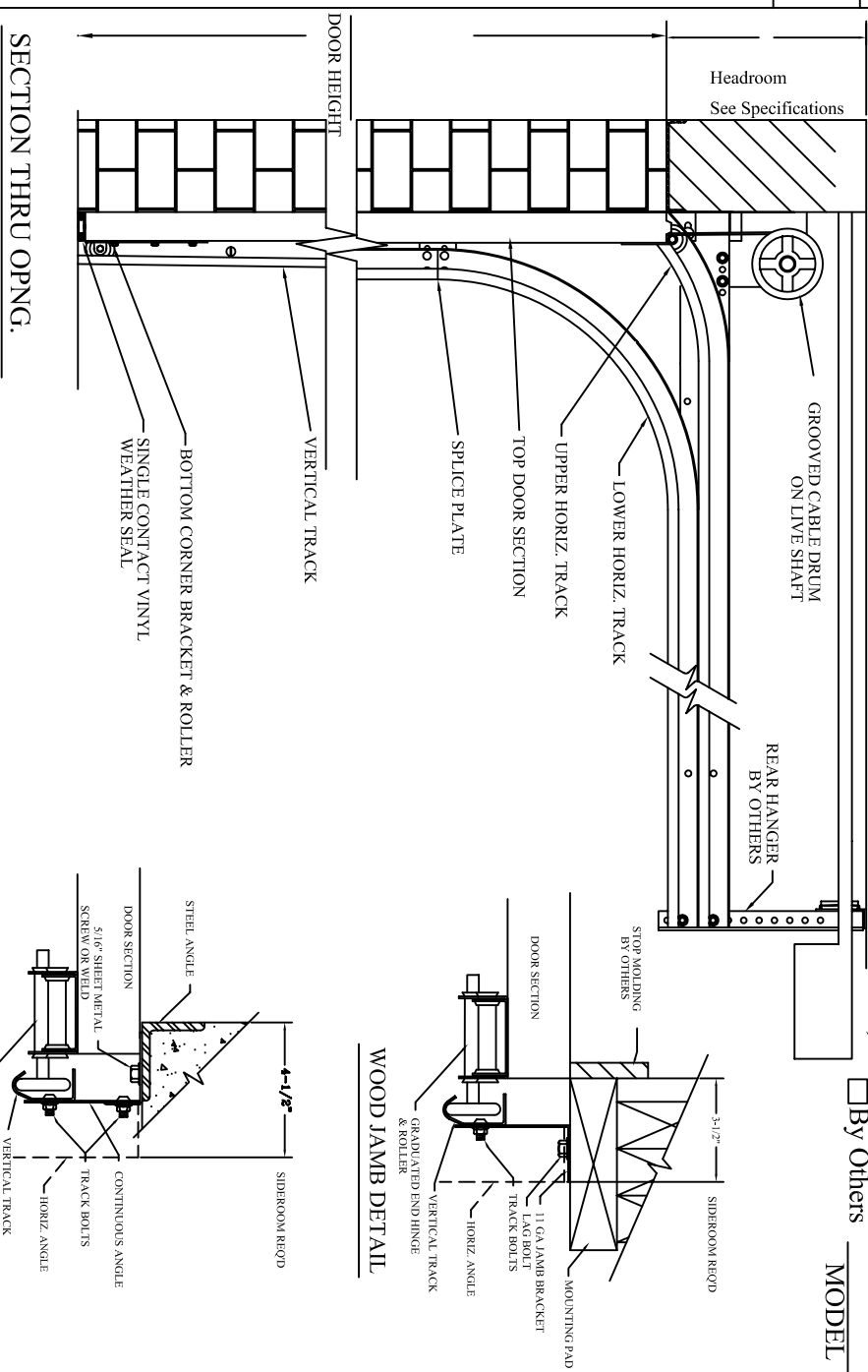
REV. #: 3 **Controlled**
SCALE - NONE

DWG. NO. 4121-1014
DRAWN BY: SRU



LOW HEADROOM-FRONT TRACK

IN ADDITION TO THE BACK HANGER
CENTER HANGERS ARE REQUIRED
AS FOLLOWS:
83" - 12" HIGH - 1 CTR HANGER
123" - 16" HIGH - 2 CTR HANGERS
163" - 20" HIGH - 3 CTR HANGERS



Trolley Operator:
 YES
 NO
 By Others

MODEL

DOOR	QUANTITY	WIDTH	HEIGHT	TRACK SIZE (2" or 3")	Mounting Type (Bracket, Angle-Out)	JAMB (Wood or Steel)	Spring Cycles (10,000 - 25,000 or 50,000 - 100,000)	CENTER of SHAFT	Headroom	Additional Notes
A										Residential Doors use 12"R Horizontal Track. Commercial Doors use 15"R Horizontal Track.
B										
C										

DWG is not all inclusive.
Designed to be accompanied by
Arch. Specs & Door Section Dwg.