

1-LAYER NON-INSULATED STEEL
2 & 3-LAYER INSULATED STEEL



Nothing compares to our deep ribbed 24 and 25 gauge doors when it comes to strength and stability. They are designed to maintain structural integrity through the rigors of your toughest commercial and residential applications.



24 gauge interior

PANEL OPTIONS




SMOOTH
(24 gauge)




WOODGRAIN
(25 gauge)

COLOR OPTIONS



SMOOTH WHITE
24 Ga.



WHITE
25 Ga.



BROWN
25 Ga.


Printed Colors may vary slightly from actual colors.
Please visit your local dealer for actual color swatches.

WINDOW OPTIONS



24" X 12"

CONSTRUCTION



- Hot-dipped galvanized steel pre-finished with a primer coat and baked-on polyester top coat provides a beautiful, low maintenance finish.
- 24 gauge model has smooth white finish while 25 gauge model is woodgrain embossed and available in both white and brown.
- Tongue and groove section joints create a weather-resistant seal against rain, snow and wind.
- 18 gauge stiles are mechanically fastened, providing section strength while eliminating welds that often rust.
- Hinges are 14 gauge, hot-dipped galvanized steel for lasting durability.
- Heavy-duty "U" shaped bottom weather seal helps protect against elements.
- 2" sections available with optional polystyrene insulation to increase thermal efficiency.
- Optional smooth steel liner in galvanized or white.
- Wind load package available.
- R-value of 6.9 (2-layer)

For complete specifications, visit northcentraldoor.com

Distributed By:



As NCDC continuously strives to improve our products, all specifications listed on this brochure are subject to change without notice or obligation.

NCDC061915



northcentral
DOOR COMPANY

WWW.NORTHCENTRALDOOR.COM