



Signature quality and innovation since 1966.

RESIDENTIAL CARRIAGE HOUSE DOORS
AR-138, ARL-138, AR-II, ARL-II, AR-III, ARL-III
AR-CRX, AR-CRA, AR-CRV, ARL-CRX, ARL-CRA, ARL-CRV

ASPEN RIDGE



AR-138 in white with optional hardware






























Style that will last for years to come!



AR-138 in almond with wyndbridge windows

The Aspen Ridge Thermal Series blends the timeless look of a carriage house design with the durability of our three-layer thermal steel panel doors. Customize the look of your Aspen Ridge door further with optional decorative windows and hardware. With several colors to choose from, you can count on a unique look that is customized to your tastes.

ASPEN RIDGE OPTIONS

<p>Panel Options</p>	 <p>RECESSED CARRIAGE SHORT</p>  <p>RECESSED CARRIAGE LONG</p>
<p>Window Options</p>	 <p>PLAIN LONG PANEL</p>  <p>HERITAGE</p>  <p>SAVANNA</p>  <p>STOCKBRIDGE</p>  <p>PLAIN</p>  <p>CATHEDRAL</p>  <p>STOCKTON</p>  <p>CASCADE</p>  <p>SHERWOOD</p>  <p>WYNDBRIDGE</p>  <p>COLONIAL</p>  <p>SUNBURST</p>
<p>Color Options*</p>	 <p>WHITE</p>  <p>ALMOND</p>  <p>SANDSTONE</p>  <p>BEIGE</p>  <p>EARTHTONE</p>  <p>SEPIA</p>  <p>BROWN</p>  <p>GREEN</p>  <p>BLACK</p>  <p>GOLDEN OAK</p>  <p>MEDIUM OAK</p>  <p>WALNUT</p> <p><i>*Printed colors may vary slightly from actual colors. Please visit your local dealer for actual color swatches.</i></p>
<p>Hardware Options</p>	 <p>STRAP HINGE</p>  <p>DOOR STUD</p>  <p>LIFT HANDLE</p>

CUSTOM RIDGE DOORS



Reflect your *Personal Style* with our Custom Ridge Doors


A classy addition to our Aspen Ridge line, the Custom Ridge door brings a flair of elegance and curb-appeal to any home. Hand-crafted inlays are matched with any of our fine classic or bi-directional color options to create that timeless carriage-house charm. Reflect your personal style with six distinctive designs to choose from, decorative hardware and window options. With this level of craft and customization, you'll own a door like no other in the neighborhood.



CUSTOM RIDGE PRODUCT INFORMATION



STYLE OPTIONS




AR-CRX



AR-CRA



AR-CRV



ARL-CRX



ARL-CRA



ARL-CRV

For window, color and hardware selection, please refer to the Aspen Ridge options.

BIDIRECTIONAL WOODGRAIN DOORS

The *beauty & style* of handcrafted wood panel doors without the high maintenance. North Central Door is pleased to offer three bidirectional woodgrain finishes, giving a realistic, luxurious look.



AR-II in walnut with optional hardware

WOODGRAIN DOOR DETAILS

- Available in Walnut, Medium Oak and Golden Oak, these finishes simulate an authentic wood panel constructed door with contrasting woodgrain patterns between stiles and panels.
- Five long panel window options & seven short panel options are available in each color.
- Stucco embossment provides a textured appearance without diminishing the woodgrain accents.

WOODGRAIN FINISH OPTIONS



WALNUT



MEDIUM OAK



GOLDEN OAK

ASPEN RIDGE PRODUCT INFORMATION



AR-II in earhttone with stockbridge windows

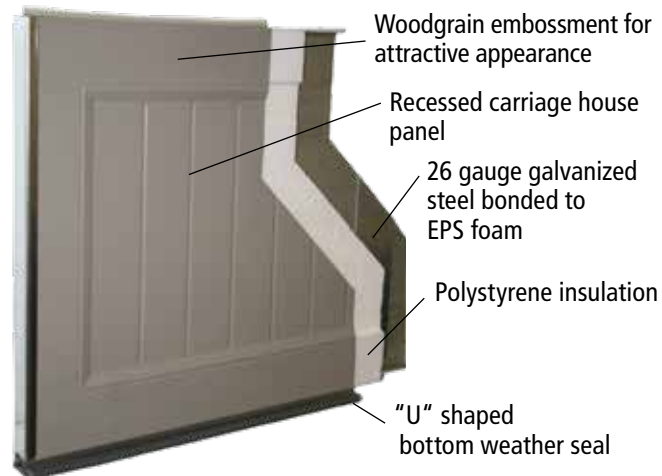
ADDITIONAL FEATURES

- Woodgrain embossed, hot-dipped galvanized steel is pre-finished exterior & interior then coated with baked-on polyester primer and acrylic finish.
- Wind load package available.
- Keyed or slide lock set.
- Nylon rollers for quiet operation.
- Window glass available - double strength or insulated.
- Environmentally friendly polystyrene insulation.

WHY CHOOSE NORTH CENTRAL DOOR?

North Central Door Company understands that you have high standards when it comes to enhancing the appearance of your home. That is why we have been uncompromising in maintaining the high quality of our products since our beginning in 1966.

CONSTRUCTION



- 3-layer thermal door with section thickness available in 1 3/8", 2" and 3".
- Recessed carriage house panel design.
- Polystyrene insulation bonded to 26-gauge steel skin providing thermal protection to the edge of each section.
- Uniquely designed tongue & groove section joints create a weather-resistant seal against rain, snow & wind.
- Durable PVC seals provide a continuous thermal break on all section joints, reducing thermal transmissions.
- 18-gauge hot-dipped galvanized stiles are carried the full height of the sections providing superior strength & durability compared with commonly used hinge pads.
- Hinges are 14-gauge, hot-dipped galvanized steel for lasting durability.
- Aluminum weather seal retainer is corrosion resistant.
- Heavy-duty "U" shaped bottom weather seal helps protect against elements.
- R-values per section thickness: 1 3/8" = 6.6, 2" = 8.5 & 3" = 14.6

For complete specifications, visit northcentraldoor.com

Distributed By:



As NCDC continuously strives to improve our products, all specifications listed on this brochure are subject to change without notice or obligation.

NCDC051419



northcentral
DOOR COMPANY

WWW.NORTHCENTRALDOOR.COM