

# G-5000

STEEL POLYURETHANE SANDWICH DOOR  
THICKNESS: 1 3/4" R-16 INSULATION

 GARAGA®

 northcentral  
DOOR COMPANY



G-5000, 12' x 10', Black

## FEATURES AND BENEFITS

### A HIGH-PRESSURE INJECTED POLYURETHANE


- Stronger and more energy-efficient insulation.
- Solidly bonded to the steel sheets providing a section that is **resistant to flexion**.

### B SEALED THERMO-PANE WINDOWS

- Optimize insulation and reduce seal failures with **galvanized steel spacer technology**.
- Ensure a **long lasting and refined appearance** with one-piece molded polypropylene window frame.




### C INTERLOK™ TRIPLE-CONTACT JOINTS


- Sections are **strengthened** by 2 steel walls joined together with **mechanical interlocking joints** which are more solid than just two bonded walls.
- Mechanical **thermal breaks** which are more efficient compared to thermal breaks made with glue.
- Triple-contact joints **provide 2 times more weathertightness** than those of the competition. 

### D METAL REINFORCEMENT PLATES

- Provide **stronger fastening** for hinges and struts. These 14-gauge plates are 2 times thicker than 20-gauge plates used by other manufacturers.




### E WOOD END BLOCKS

- Provide a **thermal break** that is more effective than steel end caps which form a thermal bridge. 
- **Structural elements** of the sections, the kiln-dried pine wood end blocks are installed at the outer ends of the section. They are stronger than insulation covered with a steel cap.

### F LAG SCREW SYSTEM


- Provides much **better fastening** of the end hinges. The lag screws engage 8 threads into the wood, compared to a self-tapping screw going through a steel end cap engaging only about 2 or 3 threads.



## PANEL CONSTRUCTION

- 1 **Steel walls**
  - 26/26-gauge, G60 hot-dipped galvanized steel with five coats of protective finish.
  - Baked-on polyester paint. Can be repainted.
  - Woodgrain finish on both sides of the door.
  - Same quality of corrosion-resistant steel for interior and exterior faces.
- 2 Insulated door with high-pressure injected polyurethane foam ensuring a high thermal-resistance rating and the solidity of a composite material.
  - **G-5000:** 1 3/4" (44.5 mm), R-16 (RSI 2.8 or k= 0.357 W/m²K)
- 3 InterLok™ joints between each section:
  - **Mechanical joints** ensure stronger sections with walls of each panel mechanically interlocked (not only bonded by the polyurethane).
  - **Mechanical thermal break** avoids heat transfer between the interior and exterior walls of each section.
  - **Triple-contact joint** prevents air infiltration.
- 4 **U-shaped tubular bottom weatherstripping** made of thermoplastic elastomer (TPE) ensures the weathertightness of the threshold. Remains flexible and watertight during cold weather, until -62°F (-52°C).
- 5 **Wood end blocks** made of kiln-dried pine (grade 4). With our lag screw system, ensure better fastening of the end hinges. They also provide a thermal break which prevents thermal bridging.
- 6 14-gauge steel reinforcement plates placed inside the door for solidly attaching hinges and struts.

Door weight: **G-5000:** 1.90 lb/ft² (9.3 kg/m²)



## COLORS



	Ice White	Desert Sand	Claystone	Dark Sand	Moka Brown	Evergreen	Silver	Charcoal	Iron Ore	Black
G-5000	•	•	•	•	•	•	•	•	•	•
Standard Window Frames¹	•	•	•	•	•	•	•	•	•	•

• = PREMIUM colors: small additional fees apply. Colors may slightly vary from image.

## WINDOWS



Available for G-5000

### Standard Windows

21" x 13" (533 mm x 330 mm)

#### Thermopane:

• G-5000: Clear, Sandblasted, Tempered, Laminated or Tinted

#### Single glass (3 mm):

• G-5000: Clear or Sandblasted

Colors: see Color chart



Available for G-5000

### G-4400 Sections (Full Vision)

Colors: White, Black and Anodized

## HARDWARE

Steel tracks: • 2" (50 mm), 13-gauge or 14-gauge  
• 3" (76 mm), 12-gauge

## PANEL DESIGN



Grooved

## SIZES

	G-5000
<b>Widths</b> In 1" (25 mm) increments	From 4' to 29'6" (1.2 m to 9 m)
<b>Heights</b> In 3" (76 mm) increments	From 6' to 24' (1.8 m to 7.3 m)

## WARRANTIES (LIMITED)

10 years against any perforation of steel due to rust  
10 years on the wood end blocks against cracking and rot  
10 years against delamination of the steel skin from the polyurethane foam  
1 year on other door components  
10 years against seal defects on Standard windows

Distributed by:

For all technical specifications for our commercial products and the latest updates, visit [www.garaga.com](http://www.garaga.com). Garaga has established continuous improvement programs for all its products. As a result of this ongoing quest, technical specifications for various doors are subject to change without notice. The door colors and the windows shown are as exact as printing techniques will allow. Please request an actual color sample. Trademarks and registered trademarks of Garaga Inc. are denoted by TM, ® and © respectively. © Garaga Inc. 2025- All rights reserved - Printed in Canada - 95123/01/2025

**GARAGA®**

[WWW.GARAGA.COM/G-5000](http://WWW.GARAGA.COM/G-5000)



**northcentral**

DOOR COMPANY

[WWW.NORTHCENTRALDOOR.COM](http://WWW.NORTHCENTRALDOOR.COM)