



**North Central Door**  
BY GARAGA

**RESIDENTIAL PAN DOORS**  
RP-25, LP-25 & 25 GA

Signature quality and innovation since 1966.

# TIMBERLAND



RP-25 in white with colonial windows

**Make Your Own Statement!**


**TIMELESS. BEAUTIFUL. DEPENDABLE. | [northcentraldoor.com](http://northcentraldoor.com)**

# TIMBERLAND OPTIONS

## Panel Options



CLASSIC



LONG



RIBBED

## Window Options

### RP-25



CASCADE



CATHEDRAL



COLONIAL



PLAIN



SUNBURST



SAVANNA



SHERWOOD

### LP-25



HERITAGE



PLAIN LONG PANEL



STOCKBRIDGE



STOCKTON



WYNDBRIDGE


### 25 Gauge Ribbed




24" X 12"

## Color Options\*


<sup>1</sup> 25 GA available in white or brown.



WHITE <sup>1</sup>



ALMOND



SANDSTONE



BROWN <sup>1</sup>




GREEN



BLACK

\*Printed colors may vary slightly from actual colors. Please visit your local dealer for actual color swatches.



## Customize Your North Central Door

The Timberland Collection offers a wide variety of styles, colors and window options that allow you to complement your home's architectural style with a look that is your own.

These 2" heavy-duty steel doors provide durability, along with the efficiency of optional polystyrene insulation to deliver exceptional value and long lasting beauty.



# TIMBERLAND PRODUCT INFORMATION



25 gauge in white with 24" x 12" windows

## ADDITIONAL FEATURES

- Woodgrain embossed, hot-dipped galvanized steel is pre-finished exterior & interior then coated with baked-on polyester primer and acrylic finish.
- Optional polystyrene insulation reduces heat loss and features a laminated vinyl High Impact Thermal Styrene (HITS) backer.
- Wind load package available.
- Keyed or slide lock set.
- Nylon rollers for quiet operation.
- Window glass available - double strength or insulated.
- Environmentally-friendly polystyrene insulation.

## WHY CHOOSE NORTH CENTRAL DOOR?

North Central Door Company understands that you have high standards when it comes to enhancing the appearance of your home. That is why we have been uncompromising in maintaining the high quality of our products since our beginning in 1966.

## CONSTRUCTION



- 2" sections available with optional polystyrene insulation to increase thermal efficiency.
- 25-gauge woodgrain embossed exterior steel provides strength and durability.
- Raised panel design, in short and long panel versions, or woodgrain embossed ribbed design.
- Tongue and groove section joints create a weather-resistant seal against rain, snow and wind.
- 18 gauge stiles are mechanically fastened, providing section strength while eliminating welds that often rust.
- Hinges are 14-gauge, hot-dipped galvanized steel for lasting durability.
- Heavy-duty "U" shaped bottom weather seal helps protect against elements.
- R-value of 6.9 (2-layer)

For complete specifications, visit [northcentraldoor.com](http://northcentraldoor.com)

Distributed By:



As NCDC continuously strives to improve our products, all specifications listed on this brochure are subject to change without notice or obligation.



 **North Central Door**  
BY GARAGA

NCDC041425

[northcentraldoor.com](http://northcentraldoor.com)